

# Steca Solarix MPPT

## MPPT 1010, MPPT 2010

Steca Solarix MPPT is a solar charge controller with Maximum Power Point Tracking. It is specially designed to work with all established module technologies and is optimized for solar systems with module voltages higher than the battery voltage. The Steca Solarix MPPT is especially qualified in combination with grid tied solar modules. The advanced MPP-tracking algorithm from Steca assures that the maximum available power of the solar generator is charged to the batteries. The Steca Solarix MPPT with latest technology ensures full performance in all conditions, a professional battery care combined with modern design and excellent protection.

### Product features

- Maximum Power Point Tracker (MPP tracker)
- Voltage and current regulation
- PWM control
- Current compensated load disconnection
- Automatic load reconnection
- Temperature compensation
- Monthly maintenance charge

### Electronic protection functions

- Overcharge protection
- Deep discharge protection
- Reverse polarity protection of load, module and battery
- Reverse polarity protection by internal fuse
- Automatic electronic fuse
- Short circuit protection
- Overvoltage protection at module input
- Open circuit protection without battery
- Reverse current protection at night
- Overtemperature and overload protection
- Battery overvoltage shutdown

### Displays

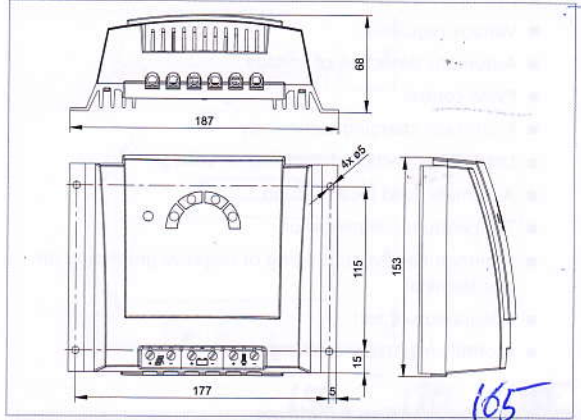


- Multifunction LED display
- Multi-coloured LED
- 5 LEDs show operating states
- for operation, state of charge, fault messages

### Options

- Night light function pre-set in the factory or adjustable via Steca PA RC 100
- Parameterisation of function values via Steca PA RC 100
- External temperature sensor

### Certificates

- Compliant with European Standards (CE)
- RoHS compliant
- Made in Germany
- Developed in Germany
- Manufactured according to ISO 9001 and ISO 14001



	MPPT 1010	MPPT 2010
<b>Characterisation of the operating performance</b>		
System voltage	12 V (24 V)	
Nominal power	125 W (250 W)	250 W (500 W)
Max. efficiency	> 98 %	
Own consumption	10 mA	
<b>DC input side</b>		
MPP voltage	15 V (30 V) < V <sub>module</sub> < 75 V	15 V (30 V) < V <sub>module</sub> << 100 V
Open circuit voltage solar module (at minimum operating temperature)	17 V ... 75 V (34 V ... 75 V)	17 V ... 100 V (34 V ... 100 V)**
Module current	9 A	18 A
<b>DC output side</b>		
Charge current	10 A	20 A
Load current	10 A	
End of charge voltage*	13.9 V (27.8 V)	
Boost charge voltage*	14.4 V (28.8 V)	
Equalisation charge*	14.7 V (29.4 V)	
Reconnection voltage (LVR)*	12.5 V (25 V)	
Deep discharge protection (LVD)*	11.5 V (23 V)	
<b>Operating conditions</b>		
Ambient temperature	-25 °C ... +40 °C	
<b>Fitting and construction</b>		
Terminal (fine / single wire)	16 mm <sup>2</sup> / 25 mm <sup>2</sup> - AWG 6 / 4	
Degree of protection	IP 32	
Dimensions (X x Y x Z)	187 x 153 x 68 mm	
Weight	approx. 900 g	

\* see options      \*\* Technical data at 25 °C / 77 °F

**\*\*CAUTION:** If an open circuit voltage of more than 100 V is supplied to the connected solar module, the controller will be destroyed. When selecting the solar module, it is important to bear in mind that the open circuit voltage should never exceed 100 V over the entire working temperature range. When using solar modules with a maximum open circuit voltage of between 75 and 100 V (over the entire temperature range), all installation steps must be carried in accordance with protection class II.



**Steca PA TS10**  
External temperature sensor  
(page 55)



**Steca PA RC100**  
Remote control  
(page 62)

